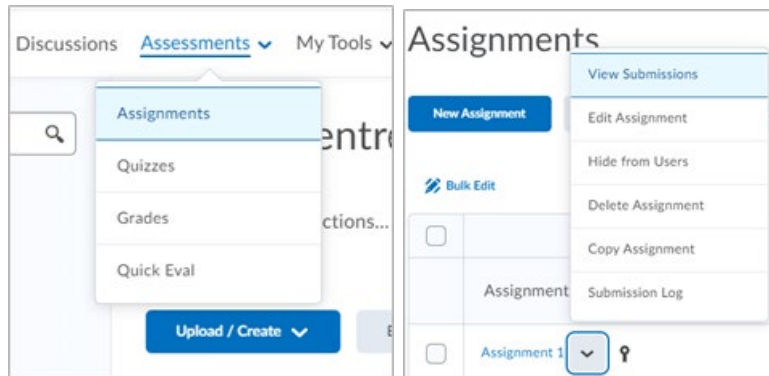




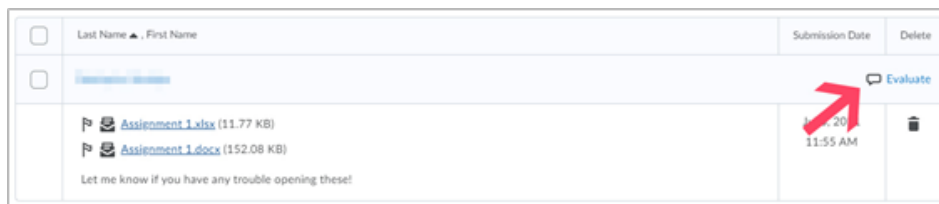
The New Evaluation Experience

Along with a change to the assignment creation experience, Brightspace has also released an accompanying change to the assignment evaluation experience. The new evaluation workflow has begun as optional, but as of August 2021 it will become permanent and mandatory. This document will introduce the key changes from this update.

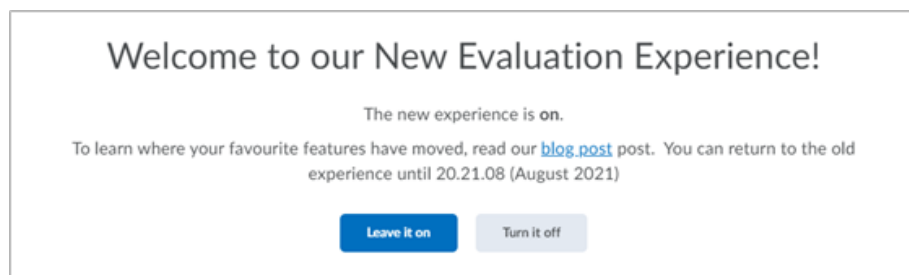
To begin exploring, navigate to the assignments tab by choosing assessments/assignments from the ribbon. Click the arrow next to an assignment and select “View Submissions” from the menu that appears.



This will open a list of student submissions. Click the “evaluate” button next to one of your students.

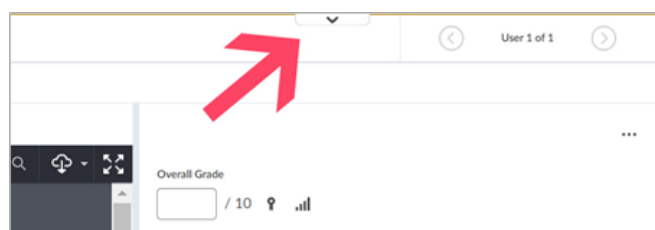


You will now be greeted with the following message:



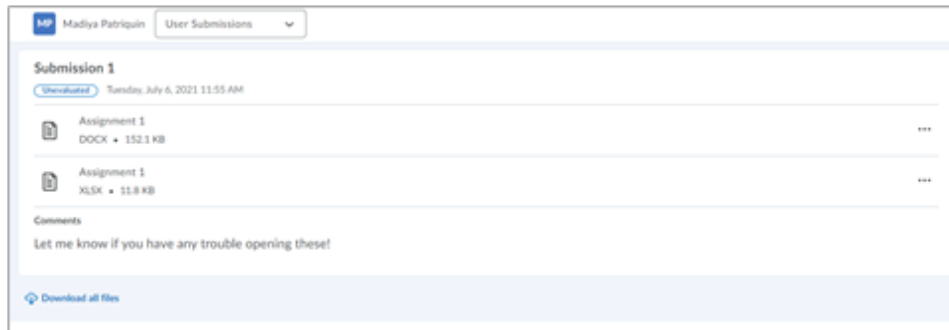
To explore the new features, opt to “Leave it on”.

Note: Any time before August 20th, 2021, you may switch back to the previous interface at any time by clicking on the small tab at the top right corner.

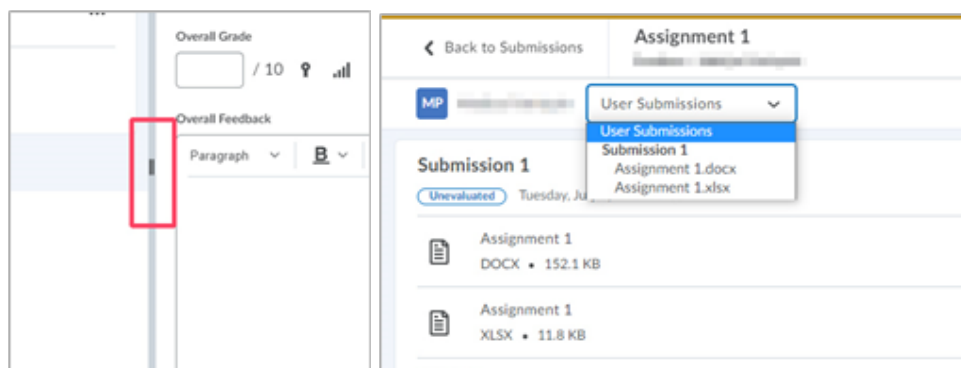




One of the first new features you may notice is the changed submission list displayed on the left. The files the student has submitted will now be grouped by submission with the submission date and time showing at the top and any comments at the bottom.



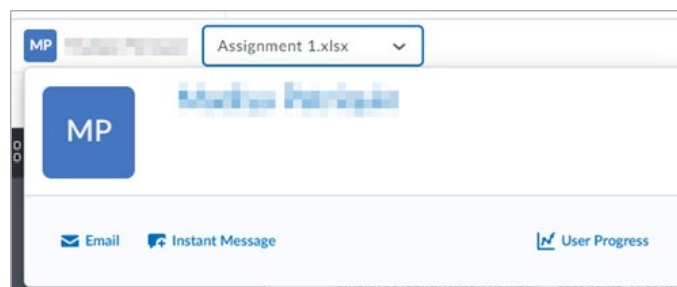
Like the old experience, files can be clicked on to view. The viewing and annotation tools for this interface remain unchanged, however two new features exist that may enhance this process. If you would like a larger view of the file you are viewing, the divider between the viewing panel and the evaluation panel can now be dragged to change the size of each panel (pink box). In addition to this, it is now quicker to switch between files using the drop-down menu on the top left beside the student's name.



If a rubric has been added to an assignment it will now be displayed at the top of the right panel. All rubric grading can now be done inline by clicking on the rubric to expand it. This allows instructors to view submissions and grade rubrics at the same time.

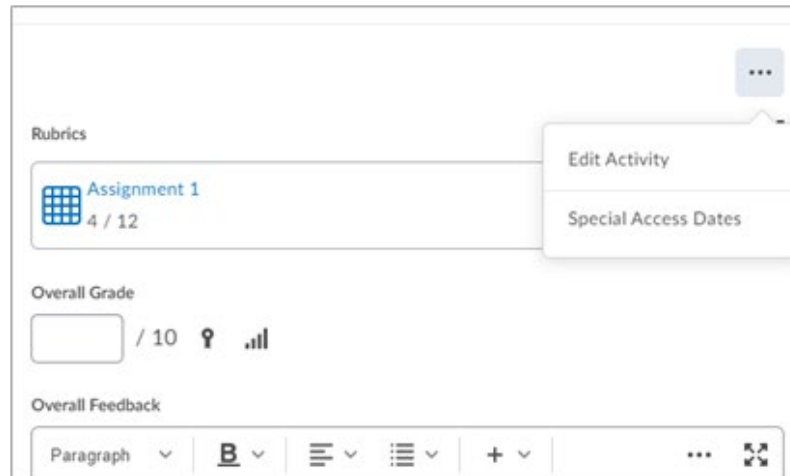
The overall grade, feedback and attachments sections remain functionally the same, with only slight adjustments to their appearance and layout.

Student information such as email and user progress that was previously located at the top of the evaluation panel can now be found by hovering over the student's profile photo in the top left corner.





The last major change you may notice is that the “Edit Activity” and “Special Access Dates” functions have been moved. They can now be located in a drop down menu, opened by clicking the ellipses button in the top right of the evaluation panel.



For a more detailed review of this update, check out D2L’s blog post “[Welcome To Our New Assignment Evaluation Experience](#)”