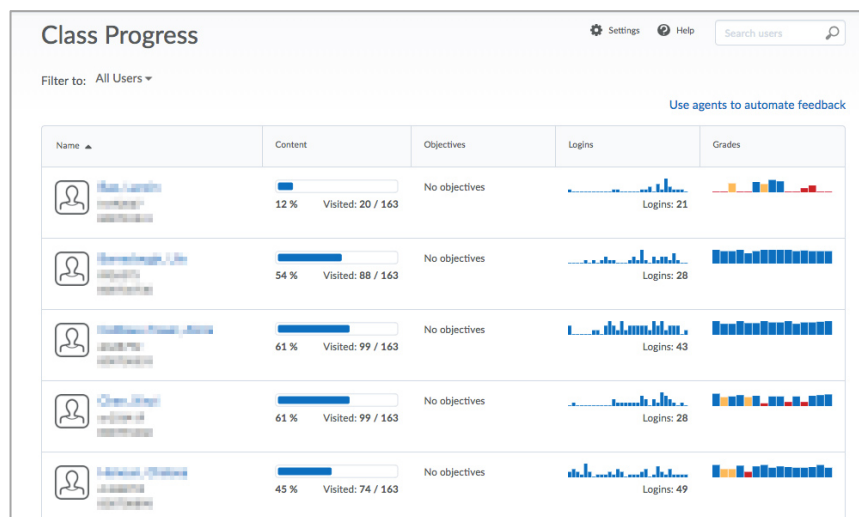




Class Progress Guide

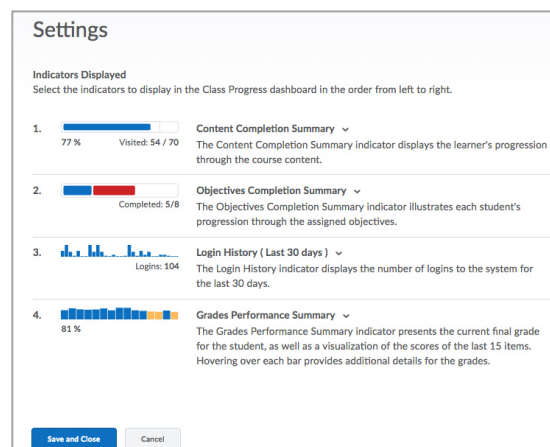
How valuable would it be to have predictive practices in place so that you can access early warning about students who may be getting off track?

The Class Progress tool provides instructors with a high-level view of student performance across the entire class and through four indicators of performance all at the instructor's fingertips making predictive practices and preventing student disengagement a priority. Access the Class Progress tool within the My Tools dropdown menu.



Four Indicators of Progress

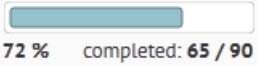

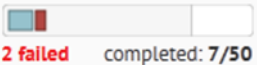


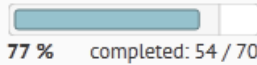
Each course can select four indicators of progress, which they can use to monitor how students are performing in their class. These progress indicators can be easily changed or reordered (*click on Settings [the gear icon] and use the dropdown arrow next to an Indicator to Move or Replace*). Each indicator has a visualization to highlight overall progress, recent activity, and calls attention to areas of concern, so instructors can develop plans for getting students on track.





Indicators

Instructors can hover over a visualization to get more details. Clicking an indicator allows instructors to drill into the details of tool progress for the user in the course, and is an entry point into the individual student's progress where they can look at summaries and details of tools, navigating between users and courses if they have permission. Available indicators include:

Checklist	Displays how far the learner has progressed through the checklists in the course. Items due within the next 7 days are highlighted and represents where they could be.	
Surveys	Displays how far the learner has progressed through the assigned surveys in the course.	
Grades	Presents the current final grade as well as a visualization of the scores of the last 15 items. Hovering over each bar provides details of each column, including grade item name and score.	Item: Sample Grade Item Score: 98 
Discussions	Presents the key indicators of engagement for each user across all discussions, including the number of messages the student has read, the number of new posts the user has made, and the number of replies the user has made to other messages.	87 read 65 posts 32 replies
Objectives	Illustrates how each student is progressing through the objectives assigned. The focus is on completed activities and both completed objectives and objectives needing re mediation are presented.	
Assignments	Presents the current average on all assignments as well as a visualization of the scores of the last 15 items. Hovering over each bar provides details of each column, including the assignment name and score.	Item: Sample Assignment Score: 90 
Login History	Displays the number of logins to the system each day and summed as a total. Hovering over each bar provides details of each column, including date and number of sessions.	Date: 8/14/2012 Sessions: 12  logins: 104
Content	Displays how far the learner has progressed through the content in the course. Items made available to be user to view is highlighted and represents what they should be able to view based on the desired pace.	
Quizzes	Presents the current average on all quizzes as well as a visualization of the scores of the last 15 items. Hovering over each bar provides details of each column including the quiz name and score.	Item: Sample Quiz Score: 83 